

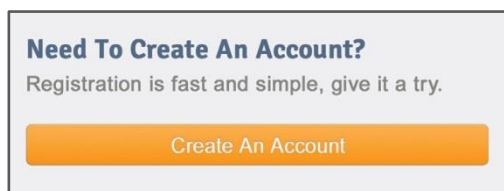
Secure Provider Website



CREATING YOUR SECURE WEBSITE LOGIN IS FAST AND SIMPLE!

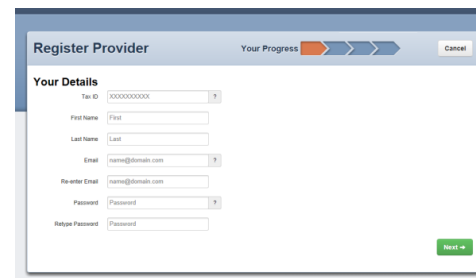
1 Go To www.michigancompletehealth.com
Click on the "For Providers" tab
Then click "Provider Secure Login"

2 Click on "Create an Account."

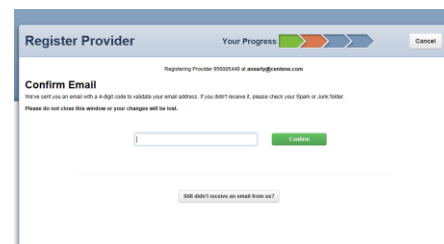


3 Start registering. Enter your:
- Tax ID
- Name
- Email
Create a password. Then, click "Next"

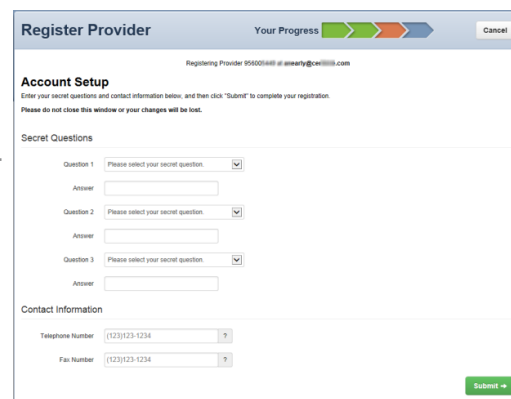
(If you receive the error message "We could not find your tax ID in our system," please return to the "Become a Provider" page and join the network. Once your data is in our systems, you can register.)



4 Look for your confirmation email that includes a four digit code. Enter the code and click "Confirm."
(If you did not receive an email, check your Spam or Junk folder. If you do not find the email in these folders, click "Still didn't receive an email.")



5 If you forget your password or lock yourself out of your account, you will need to respond to some questions. To finish setting up your account, answer these questions now.



6 Your Registration is complete! Your request for an account has been sent to the health plan for approval.
Once approved, you will receive an email that allows you to begin using the site. If you don't receive an email within two work days, please call the plan or send a secure message.

